

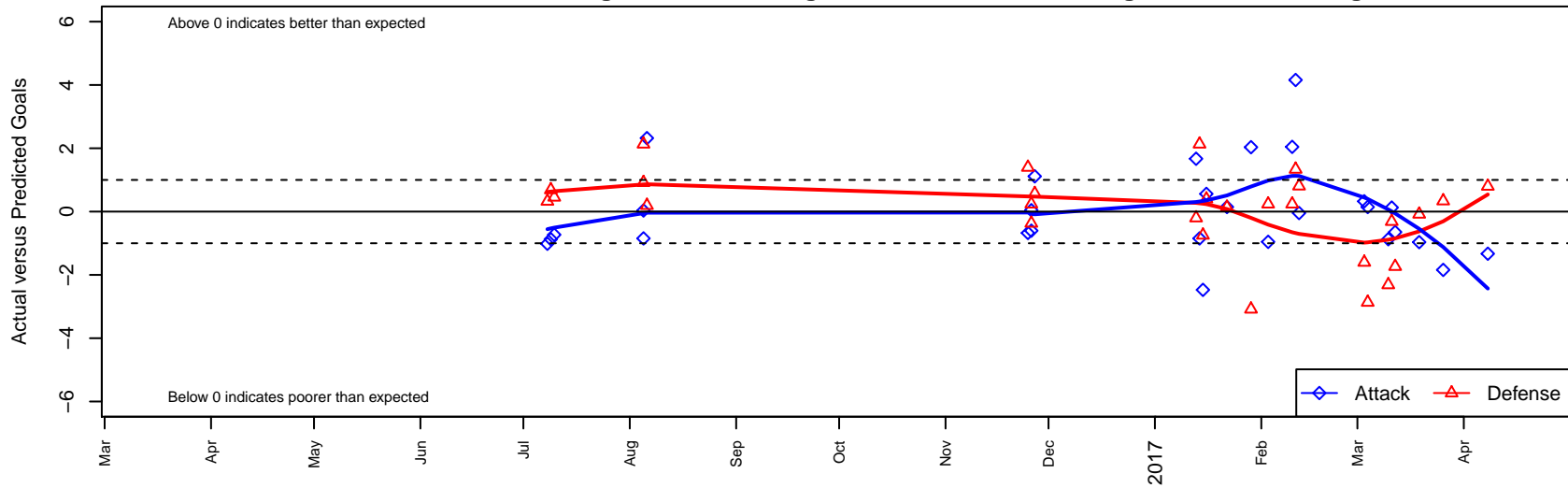
PacNW Blue G02

Pacific Northwest SC
 Tukwila, WA
 G02 total strength=1527
 attack=17.2 defense=8.97
 spr league = Win RCL G02 Div 3

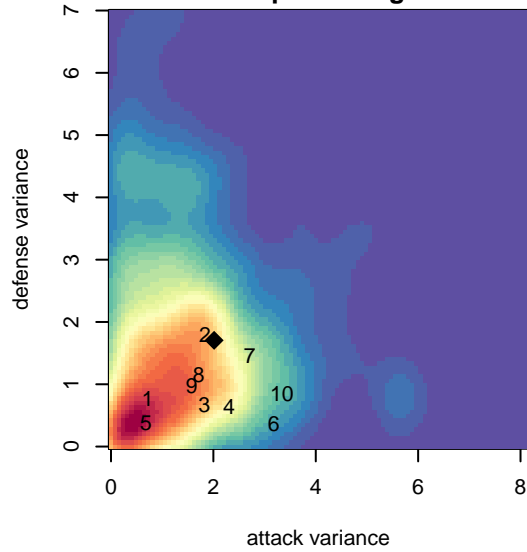
alt names used:
 PACNW FC PACNW 02 BLUE (WA)
 PacNW G02 Blue B
 PACNW BLUE 02 (WA)
 PACNW 02 Blue
 PacNW G02 Blue
 PacNW G02 Blue B
 PacNW G02 Blue B

Venues played:
 2016 Nike Crossfire Challenge Gold Group U15
 2016 WA Rush Cup G02 Gold U15
 2016 AstroTurf Showcase GU15 AB
 2016 PacNW Winter Classic Premier U15
 2016 Win RCL G02 Div 3
 2016 WYS Presidents Cup G02 Division 1

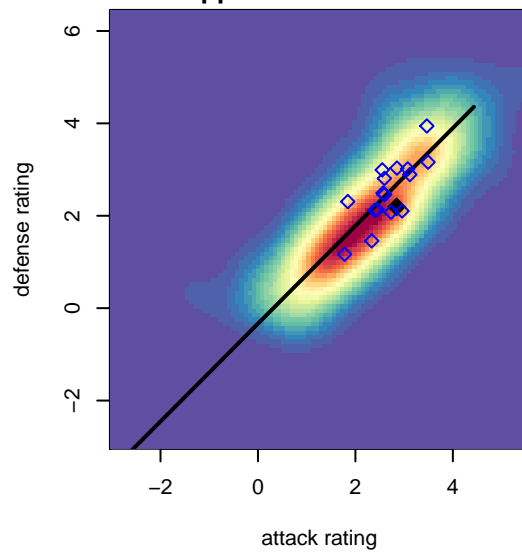
PacNW Blue G02
 Dots are actual minus expected GF (blue circles) and GA (red triangles).
 Blue line is smoothed change in attack strength. Red is smoothed change in defense strength.



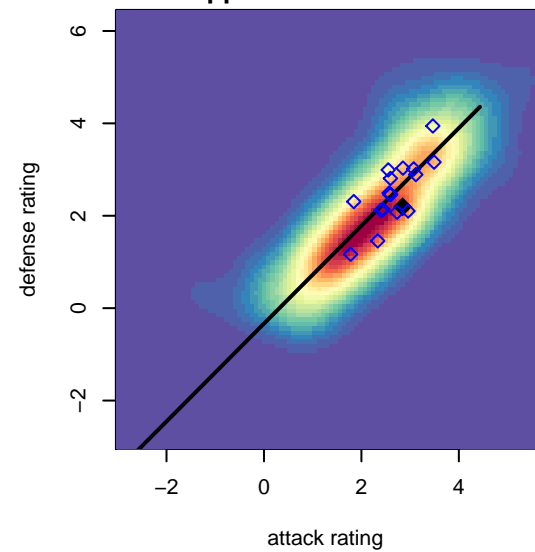
**attack and defense variance (black dot)
relative to other teams
and top 10 in region**



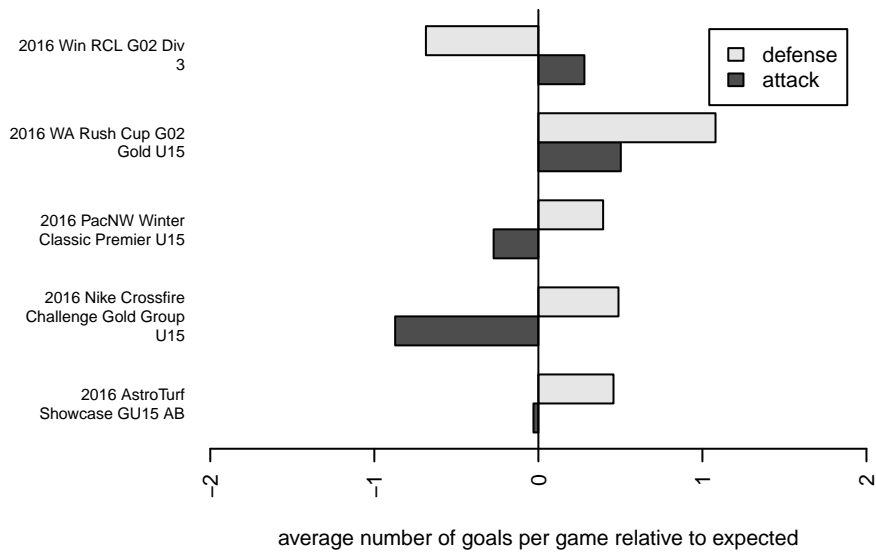
**attack and defense rating
relative to others at age
and all opponents in last 13 months**



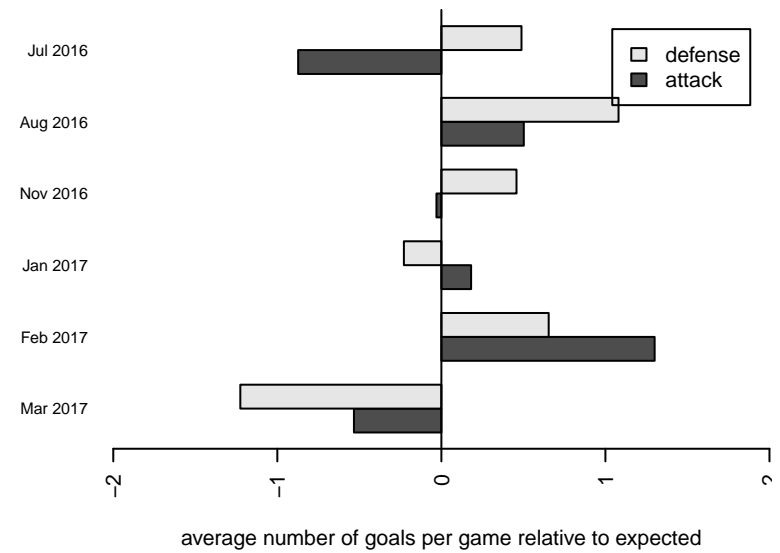
**attack and defense rating
relative to others at age
and all opponents in last 13 months**



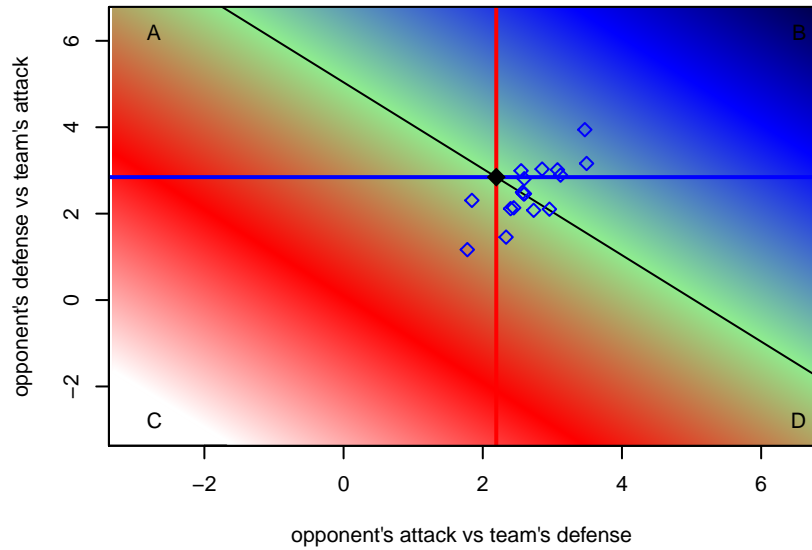
Performance relative to 13 month average



Performance relative to 13 month average



Distribution of opponents
 Red = Lose zone, Blue = Win zone, Green = Even
 Black line separates win/lose zones



lot. A=Neither has attack advantage, B=Opponent has both attack and defense advantage, C=Opponent has both attack and defense disadvantage, D=Both have

date	home		away		venue	pred.home	pred.away
2017-04-08	PacNW Blue G02	1	FWFC Blue G02	1	2016 WYS Presidents Cup G02 Division 1	2.33	1.80
2017-03-26	Spokane Sounders B G02	1	PacNW Blue G02	0	2016 Win RCL G02 Div 3	1.34	1.84
2017-03-19	PacNW Blue G02	0	NW United Black G02	2	2016 Win RCL G02 Div 3	0.97	1.92
2017-03-12	Kitsap Alliance Red G02	3	PacNW Blue G02	1	2016 Win RCL G02 Div 3	1.26	1.65
2017-03-11	PacNW Blue G02	1	Snohomish United Black G02	2	2016 Win RCL G02 Div 3	0.87	1.69
2017-03-10	Snohomish United Black G02	4	PacNW Blue G02	0	2016 Win RCL G02 Div 3	1.69	0.87
2017-03-04	PacNW Blue G02	1	WA Rush Nero G02	4	2016 Win RCL G02 Div 3	0.86	1.13
2017-03-03	PacNW Blue G02	2	RV Slammers Orange G02	3	2016 Win RCL G02 Div 3	1.68	1.40
2017-02-12	Whatcom FC Rangers Blue G02	0	PacNW Blue G02	4	2016 Win RCL G02 Div 3	0.81	4.05
2017-02-11	PacNW Blue G02	6	Spokane Sounders B G02	0	2016 Win RCL G02 Div 3	1.84	1.34
2017-02-10	PacNW Blue G02	4	WPFC Black G02	1	2016 Win RCL G02 Div 3	1.96	1.24
2017-02-03	WPFC Black G02	1	PacNW Blue G02	1	2016 Win RCL G02 Div 3	1.24	1.96
2017-01-29	NW United Black G02	5	PacNW Blue G02	3	2016 Win RCL G02 Div 3	1.92	0.97
2017-01-22	WA Rush Nero G02	1	PacNW Blue G02	1	2016 Win RCL G02 Div 3	1.13	0.86
2017-01-16	Spokane Sounders A G02	3	PacNW Blue G02	1	2016 PacNW Winter Classic Premier U15	3.40	0.44
2017-01-15	PacNW Blue G02	0	MRFC Blue G02	2	2016 PacNW Winter Classic Premier U15	2.47	1.25
2017-01-14	GS Surf A G02	0	PacNW Blue G02	0	2016 PacNW Winter Classic Premier U15	2.13	0.85
2017-01-13	PacNW Blue G02	4	FWFC Blue G02	2	2016 PacNW Winter Classic Premier U15	2.33	1.80
2016-11-27	PacNW Blue G02	6	RV Slammers White G02	0	2016 AstroTurf Showcase GU15 AB	4.89	0.57
2016-11-26	PacNW Blue G02	1	UBC Okanagan Junior Heat G02	1	2016 AstroTurf Showcase GU15 AB	1.60	0.63
2016-11-26	WPFC Black G02	1	PacNW Blue G02	2	2016 AstroTurf Showcase GU15 AB	1.24	1.96
2016-11-25	RV Slammers Orange G02	0	PacNW Blue G02	1	2016 AstroTurf Showcase GU15 AB	1.40	1.68
2016-08-06	PacNW Blue G02	4	ISC Gunners A G02	1	2016 WA Rush Cup G02 Gold U15	1.68	1.19
2016-08-05	PacNW Blue G02	0	GS Surf A G02	0	2016 WA Rush Cup G02 Gold U15	0.85	2.13
2016-08-05	PacNW Blue G02	1	NW United Black G02	1	2016 WA Rush Cup G02 Gold U15	0.97	1.92
2016-07-10	Oceanside Breakers Black G02	3	PacNW Blue G02	0	2016 Nike Crossfire Challenge Gold Group	3.45	0.73
2016-07-09	PacNW Blue G02	0	Snohomish United Black G02	1	2016 Nike Crossfire Challenge Gold Group	0.87	1.69
2016-07-08	PacNW Blue G02	0	Whatcom FC Rangers Gold G02	1	2016 Nike Crossfire Challenge Gold Group	1.02	1.32